

LITERACY FIRST SPRING EVALUATION

HAMILTON COUNTY SCHOOLS OVERVIEW

The Literacy First tutoring program kicked off for the 2024 school year at 12 schools within the MidTown and Missionary Ridge Learning Communities in Hamilton County Schools. The Literacy First model focuses on building students' skills in phonics. The tutors have received personalized, ongoing virtual and in-person coaching and support from Literacy First and Hamilton County Schools to ensure effective implementation and support continuous improvement in their teaching methods. **From fall to spring, Literacy First tutored students saw significantly greater growth than their peers who didn't receive tutoring.**

Read below for more details on the exciting year of Literacy First tutoring.

WHAT TEACHERS ARE SAYING



I have had students make extra gains because they were provided with extra supports. Many of my students have also gained confidence and I see it in my small groups when they are reading with me.

552 Students Tutored

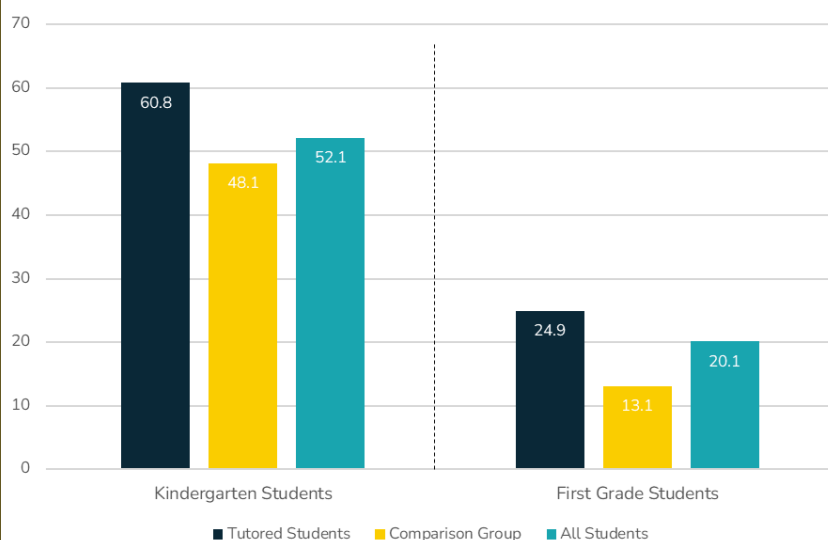
390 Kindergarten Students Tutored

162 First-Grade Students Tutored

AIMSWEBPLUS

Students were tested using aimswebPlus, the district's universal reading screener, in the fall, winter, and spring. This screener assessed the growth of students who received tutoring through the Literacy First model compared to similar peers who did not receive tutoring. The aimswebPlus data provides an external, objective comparison of student growth between those receiving the tutoring intervention and those who did not. Tutored students who received less than 16 tutoring sessions were excluded from the analysis.

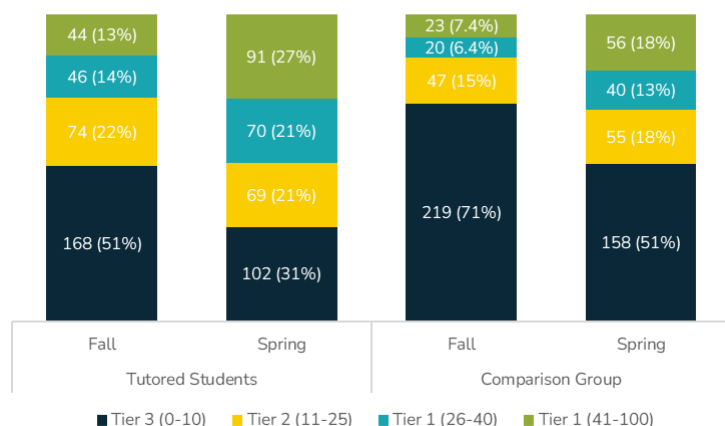
Average aimswebPlus Growth from Fall to Spring



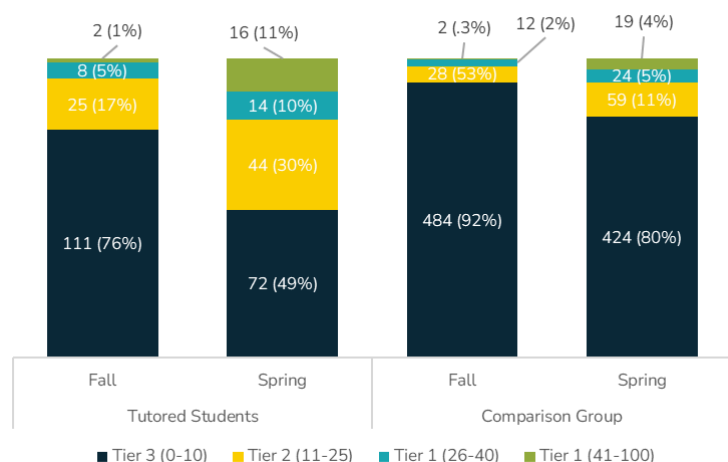
Kindergarten students receiving the Literacy First tutoring intervention across all schools saw statistically significant greater growth from fall to spring than the comparison group. Tutored students averaged 60.8 points of growth, while the comparison group averaged only 48.1 points. The overall average growth for tutored students also exceeded the average growth for all kindergarten students combined.

First-grade students receiving the Literacy First tutoring intervention across all schools also saw statistically significantly greater growth from fall to spring than the comparison group. Tutored students averaged 24.9 points of growth, while the comparison group averaged only 13.1 points. The overall average growth for tutored students also exceeded the average growth for all first grade students combined.

Kindergarten Tier Movement



First Grade Tier Movement



LITERACY FIRST SPRING EVALUATION

MIDTOWN LEARNING COMMUNITY OVERVIEW

The Literacy First tutoring program kicked off for the 2024 school year at 12 schools within the MidTown and Missionary Ridge Learning Communities in Hamilton County Schools. The Literacy First model focuses on building students' skills in phonics. The tutors have received personalized, ongoing virtual and in-person coaching and support from Literacy First and Hamilton County Schools to ensure effective implementation and support continuous improvement in their teaching methods. **From fall to spring, Literacy First tutored students saw significantly greater growth than their peers who didn't receive tutoring.**

Read below for more details on the exciting year of Literacy First tutoring in the MidTown Learning Community.

WHAT TEACHERS ARE SAYING



I've seen her fluency pick up a lot, and she's got more confidence whenever she reads.

She's grown a lot this year. I've seen it not only in reading but also in math

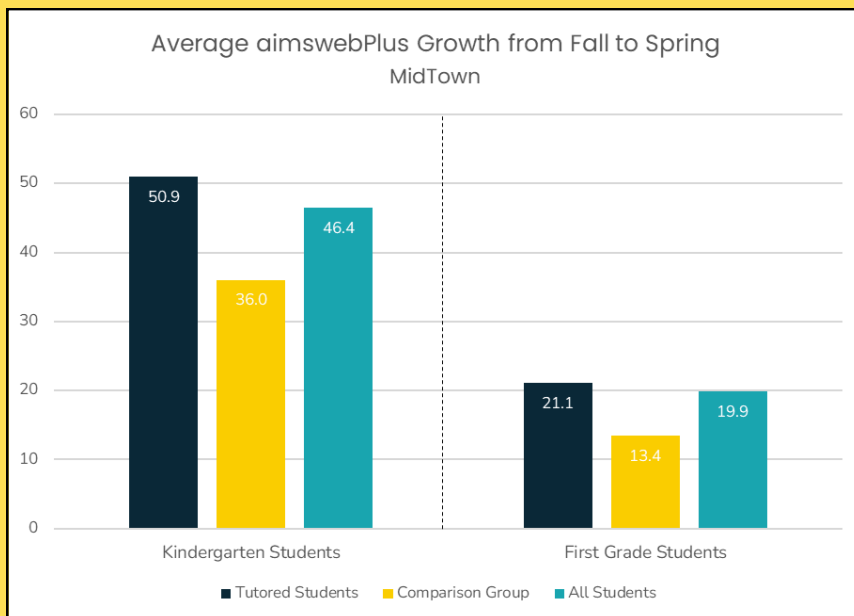
232 Students Tutored

160 Kindergarten Students Tutored

72 First-Grade Students Tutored

AIMSWEBPLUS

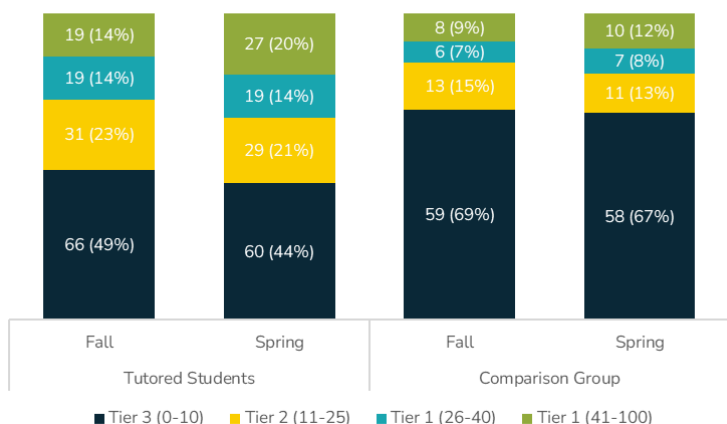
Students were tested using aimswebPlus, the district's universal reading screener, in the fall, winter, and spring. This screener assessed the growth of students who received tutoring through the Literacy First model compared to similar peers who did not receive tutoring. The aimswebPlus data provides an external, objective comparison of student growth between those receiving the tutoring intervention and those who did not. Tutored students who received less than 16 tutoring sessions were excluded from the analysis.



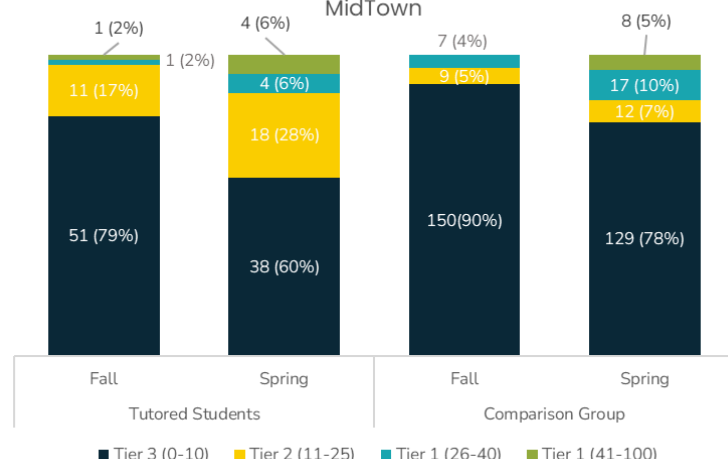
Kindergarten students receiving the Literacy First tutoring intervention at SCHOOL saw **greater growth from fall to spring** than the comparison group. Tutored students averaged X points of growth, while the comparison group averaged only X points. The overall average growth for tutored students also exceeded the average growth for all kindergarten students combined.

First-grade students receiving the Literacy First tutoring intervention at SCHOOL also **saw significantly greater growth from fall to spring** than the comparison group. Tutored students averaged X points of growth, while the comparison group averaged only X points. The overall average growth for tutored students also exceeded the average growth for all first grade students combined.

Kindergarten Tier Movement MidTown



First Grade Tier Movement MidTown



LITERACY FIRST SPRING EVALUATION

MISSIONARY RIDGE LEARNING COMMUNITY OVERVIEW

The Literacy First tutoring program kicked off for the 2024 school year at 12 schools within the MidTown and Missionary Ridge Learning Communities in Hamilton County Schools. The Literacy First model focuses on building students' skills in phonics. The tutors have received personalized, ongoing virtual and in-person coaching and support from Literacy First and Hamilton County Schools to ensure effective implementation and support continuous improvement in their teaching methods. **From fall to spring,**

Literacy First tutored students saw significantly greater growth than their peers who didn't receive tutoring.

Read below for more details on the exciting year of Literacy First tutoring at Missionary Ridge Learning Community..

WHAT TEACHERS ARE SAYING



All of the students served by the tutors have benefited from the program. The students have made good academic growth and have gained confidence in their reading abilities.

340 Students Tutored

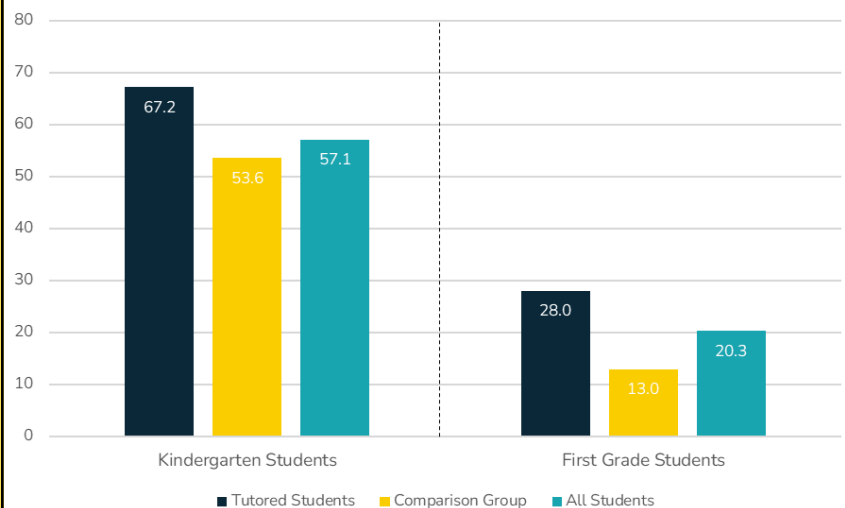
230 Kindergarten Students Tutored

90 First-Grade Students Tutored

AIMSWEBPLUS

Students were tested using aimswebPlus, the district's universal reading screener, in the fall, winter, and spring. This screener assessed the growth of students who received tutoring through the Literacy First model compared to similar peers who did not receive tutoring. The aimswebPlus data provides an external, objective comparison of student growth between those receiving the tutoring intervention and those who did not. Tutored students who received less than 16 tutoring sessions were excluded from the analysis.

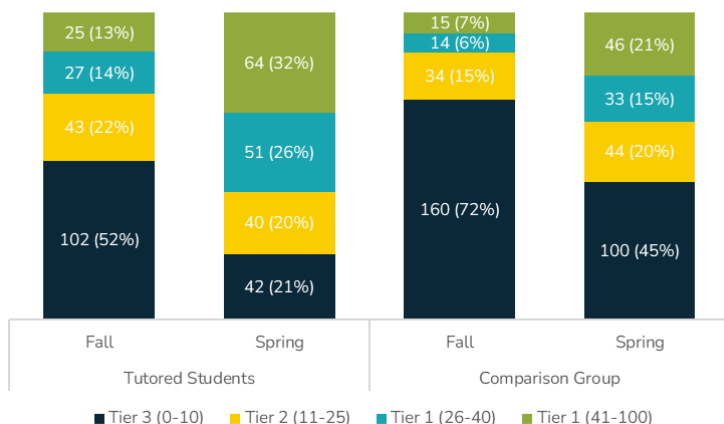
Average aimswebPlus Growth from Fall to Spring
Missionary Ridge



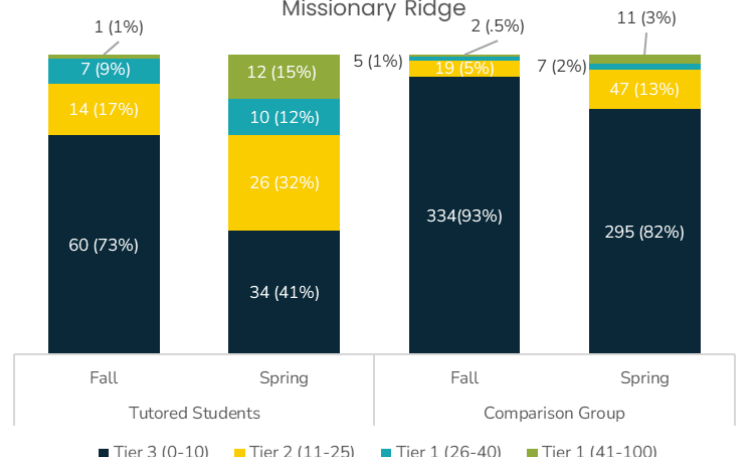
Kindergarten students receiving the Literacy First tutoring intervention in the MidTown learning community **saw significantly greater growth from fall to spring** than the comparison group. Tutored students averaged 67.2 points of growth, while the comparison group averaged only 53.6 points. The overall average growth for tutored students also exceeded the average growth for all kindergarten students combined.

First-grade students receiving the Literacy First tutoring intervention in the MidTown learning community also **saw significantly greater growth from fall to spring** than the comparison group. Tutored students averaged 28 points of growth, while the comparison group averaged only 13 points. The overall average growth for tutored students also exceeded the average growth for all first grade students combined.

Kindergarten Tier Movement
Missionary Ridge



First Grade Tier Movement
Missionary Ridge



LITERACY FIRST SPRING EVALUATION

BARGER ACADEMY OVERVIEW

The Literacy First tutoring program kicked off for the 2024 school year at 12 schools within the MidTown and Missionary Ridge Learning Communities in Hamilton County Schools. The Literacy First model focuses on building students' skills in phonics. The tutors have received personalized, ongoing virtual and in-person coaching and support from Literacy First and Hamilton County Schools to ensure effective implementation and support continuous improvement in their teaching methods. **From fall to spring, Literacy First tutored students saw significantly greater growth than their peers who didn't receive tutoring.**

Literacy First tutored students saw significantly greater growth than their peers who didn't receive tutoring.

Read below for more details on the exciting year of Literacy First tutoring at Barger Academy.

WHAT TEACHERS ARE SAYING



She is doing really well in class. This has really made some progress for her.

Her fluency has definitely improved. Her writing has always been better, but her reading is catching up.

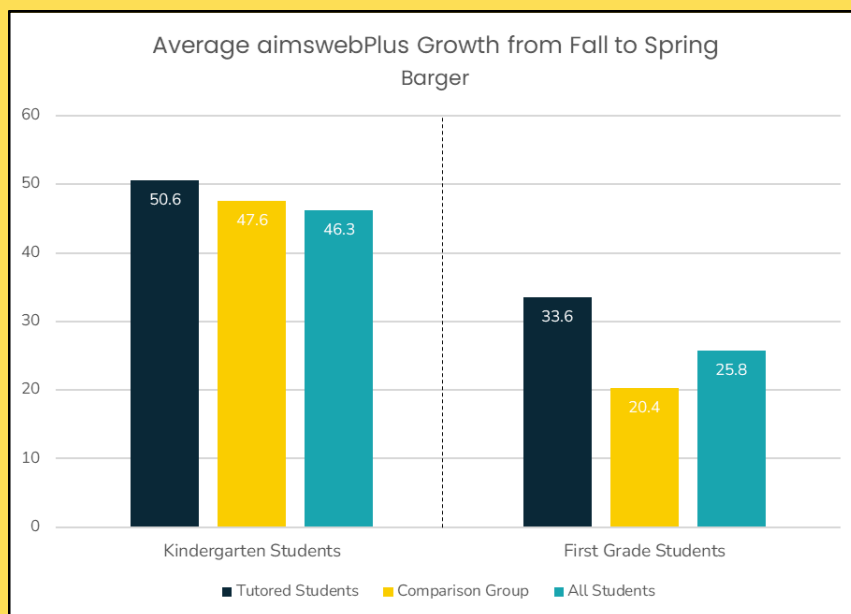
36 Students Tutored

26 Kindergarten Students Tutored

10 First-Grade Students Tutored

AIMSWEBPLUS

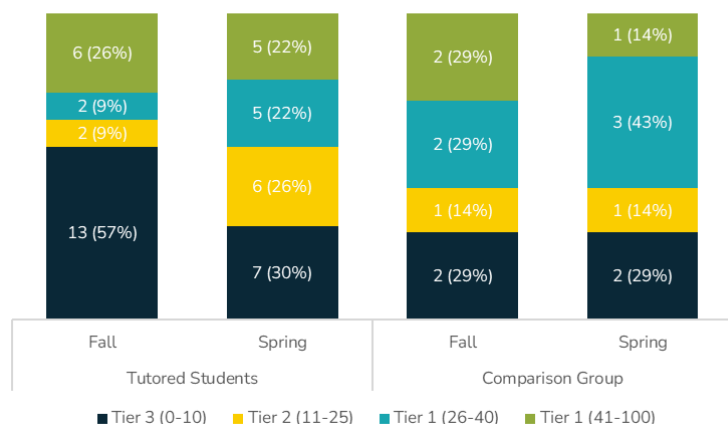
Students were tested using aimswebPlus, the district's universal reading screener, in the fall, winter, and spring. This screener assessed the growth of students who received tutoring through the Literacy First model compared to similar peers who did not receive tutoring. The aimswebPlus data provides an external, objective comparison of student growth between those receiving the tutoring intervention and those who did not. Tutored students who received less than 16 tutoring sessions were excluded from the analysis.



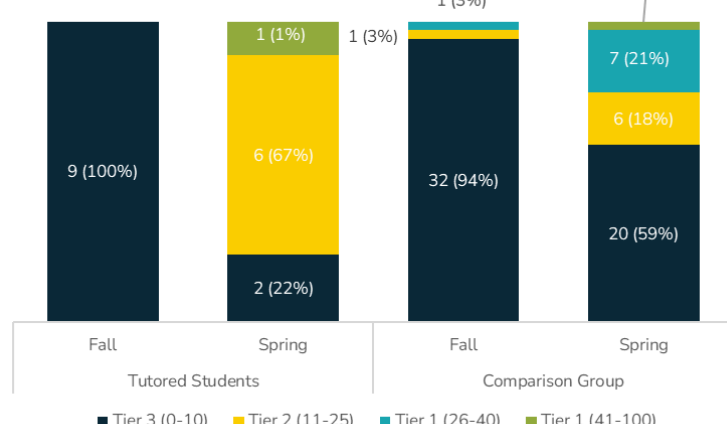
Kindergarten students receiving the Literacy First tutoring intervention in the Missionary Ridge learning community **saw slightly greater growth from fall to spring** than the comparison group. Tutored students averaged 50.6 points of growth, while the comparison group averaged only 47.6 points. The overall average growth for tutored students also exceeded the average growth for all kindergarten students combined.

First-grade students receiving the Literacy First tutoring intervention in the Missionary Ridge learning community **saw significantly greater growth from fall to spring** than the comparison group. Tutored students averaged 33.6 points of growth, while the comparison group averaged only 20.4 points. The overall average growth for tutored students also exceeded the average growth for all first grade students combined.

Kindergarten Tier Movement Barger



First Grade Tier Movement Barger



LITERACY FIRST SPRING EVALUATION

BESS T. SHEPHERD OVERVIEW

The Literacy First tutoring program kicked off for the 2024 school year at 12 schools within the MidTown and Missionary Ridge Learning Communities in Hamilton County Schools. The Literacy First model focuses on building students' skills in phonics. The tutors have received personalized, ongoing virtual and in-person coaching and support from Literacy First and Hamilton County Schools to ensure effective implementation and support continuous improvement in their teaching methods. **From fall to spring, Literacy First tutored students saw significantly greater growth than their peers who didn't receive tutoring.**

Literacy First tutored students saw significantly greater growth than their peers who didn't receive tutoring.

Read below for more details on the exciting year of Literacy First tutoring at Bess T. Shepherd.

WHAT TEACHERS ARE SAYING



Since going with [her tutor], she has been participating in whole class conversations and sharing her thinking. She is starting to blend CVC words too and write a few words for writing.

55 Students Tutored

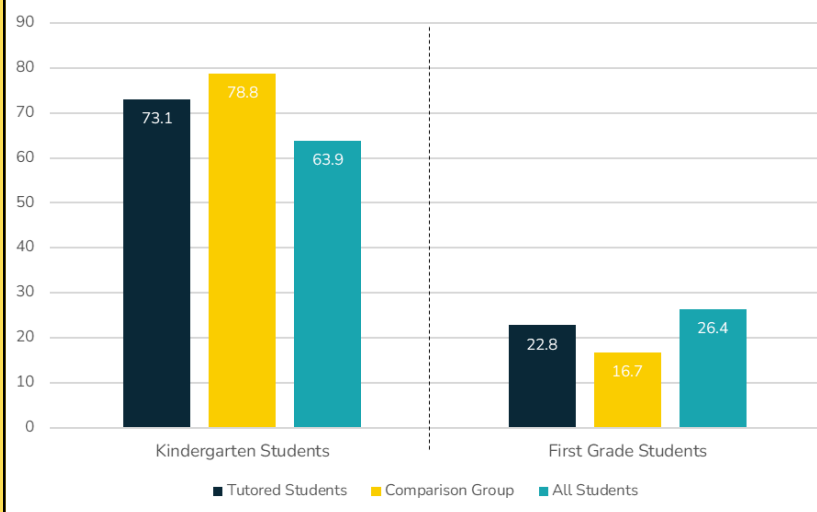
41 Kindergarten Students Tutored

14 First-Grade Students Tutored

AIMSWEBPLUS

Students were tested using aimswebPlus, the district's universal reading screener, in the fall, winter, and spring. This screener assessed the growth of students who received tutoring through the Literacy First model compared to similar peers who did not receive tutoring. The aimswebPlus data provides an external, objective comparison of student growth between those receiving the tutoring intervention and those who did not. Tutored students who received less than 16 tutoring sessions were excluded from the analysis.

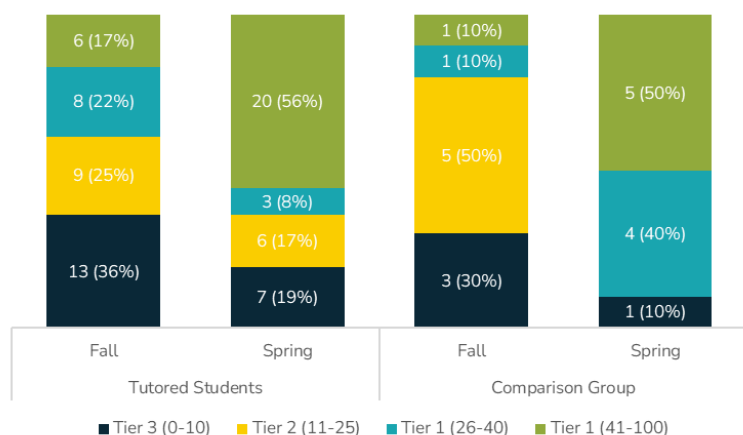
Average aimswebPlus Growth from Fall to Spring
Bess T. Shepherd



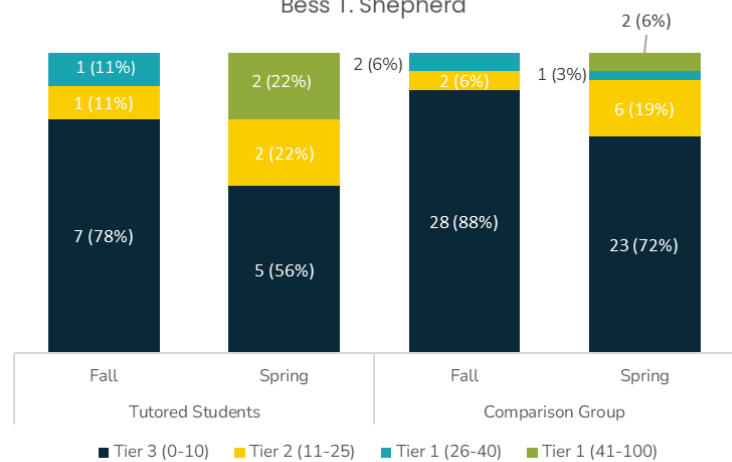
Kindergarten students receiving the Literacy First tutoring intervention at Bess T. Shepherd grew less than the comparison group. Tutored students averaged 73.1 points of growth, while the comparison group averaged 78.8 points. The overall average growth for tutored students did exceed the average growth for all kindergarten students combined.

First-grade students receiving the Literacy First tutoring intervention at Bess T. Shepherd saw greater growth from fall to spring than the comparison group. Tutored students averaged 22.8 points of growth, while the comparison group averaged only 16.7 points.

Kindergarten Tier Movement
Bess T. Shepherd



First Grade Tier Movement
Bess T. Shepherd



LITERACY FIRST SPRING EVALUATION

CALVIN DONALDSON OVERVIEW

The Literacy First tutoring program kicked off for the 2024 school year at 12 schools within the MidTown and Missionary Ridge Learning Communities in Hamilton County Schools. The Literacy First model focuses on building students' skills in phonics. The tutors have received personalized, ongoing virtual and in-person coaching and support from Literacy First and Hamilton County Schools to ensure effective implementation and support continuous improvement in their teaching methods. **From fall to spring, Literacy First tutored students saw significantly greater growth than their peers who didn't receive tutoring.**

Literacy First tutored students saw significantly greater growth than their peers who didn't receive tutoring.

Read below for more details on the exciting year of Literacy First tutoring at Calvin Donaldson.

WHAT TEACHERS ARE SAYING



We love it. We love the program. We are seeing lots of good things with our kids.

.....
She has been doing phenomenal...
She is getting a lot more words right, like high-frequency words.

42 Students Tutored

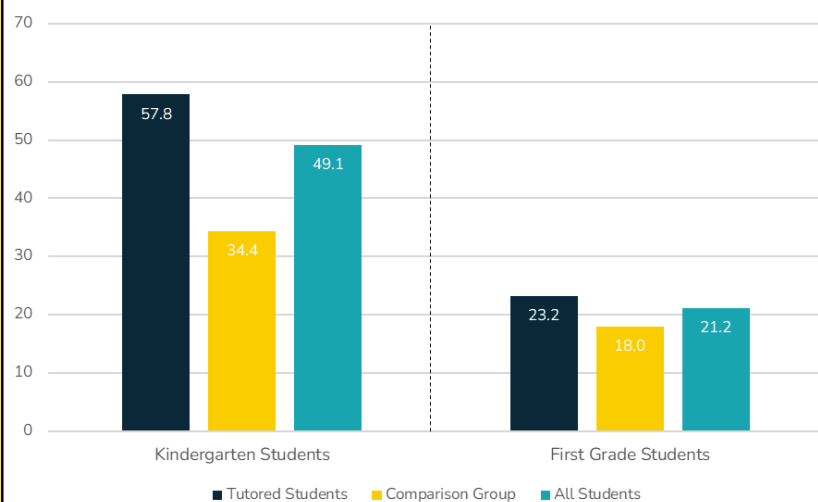
32 Kindergarten Students Tutored

10 First-Grade Students Tutored

AIMSWEBPLUS

Students were tested using aimswebPlus, the district's universal reading screener, in the fall, winter, and spring. This screener assessed the growth of students who received tutoring through the Literacy First model compared to similar peers who did not receive tutoring. The aimswebPlus data provides an external, objective comparison of student growth between those receiving the tutoring intervention and those who did not. Tutored students who received less than 16 tutoring sessions were excluded from the analysis.

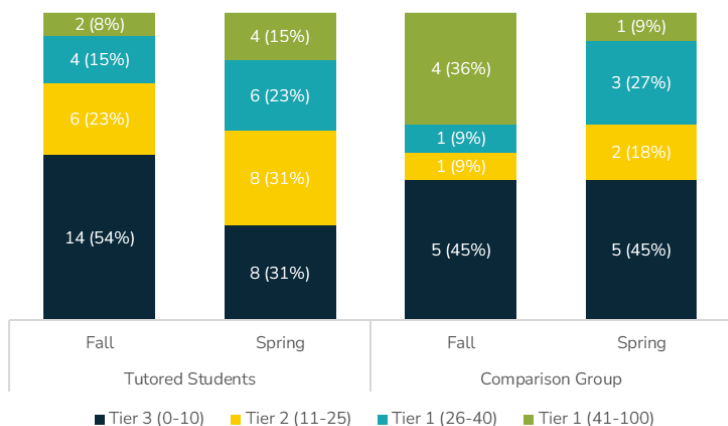
Average aimswebPlus Growth from Fall to Spring
Calvin Donaldson



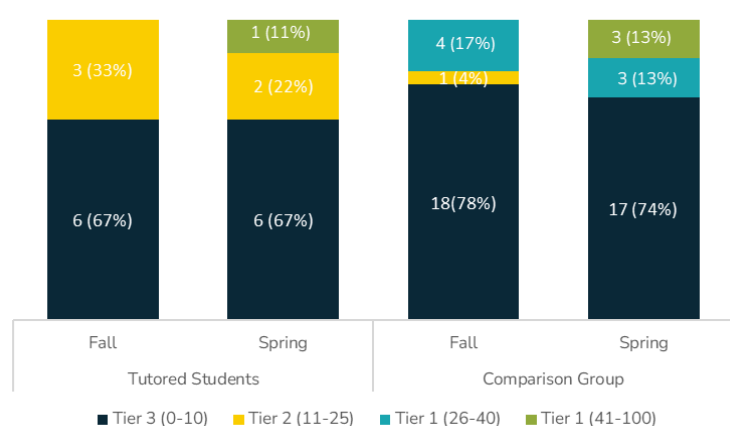
Kindergarten students receiving the Literacy First tutoring intervention at Calvin Donaldson **saw significantly greater growth from fall to spring** than the comparison group. Tutored students averaged 57.8 points of growth, while the comparison group averaged only 34.4 points. The overall average growth for tutored students also exceeded the average growth for all kindergarten students combined.

First-grade students receiving the Literacy First tutoring intervention at Calvin Donaldson also **saw greater growth from fall to spring** than the comparison group. Tutored students averaged 23.2 points of growth, while the comparison group averaged only 18 points. The overall average growth for tutored students also exceeded the average growth for all first grade students combined.

Kindergarten Tier Movement
Calvin Donaldson



First Grade Tier Movement
Calvin Donaldson



LITERACY FIRST SPRING EVALUATION

CLIFTON HILLS OVERVIEW

The Literacy First tutoring program kicked off for the 2024 school year at 12 schools within the MidTown and Missionary Ridge Learning Communities in Hamilton County Schools. The Literacy First model focuses on building students' skills in phonics. The tutors have received personalized, ongoing virtual and in-person coaching and support from Literacy First and Hamilton County Schools to ensure effective implementation and support continuous improvement in their teaching methods. **From fall to spring, Literacy First tutored students saw significantly greater growth than their peers who didn't receive tutoring.**

Read below for more details on the exciting year of Literacy First tutoring at Clifton Hills

WHAT TEACHERS ARE SAYING



The students that participated in the literacy first program became so confident that they are now some of the first students to share ideas or volunteer to lead group learning experiences.

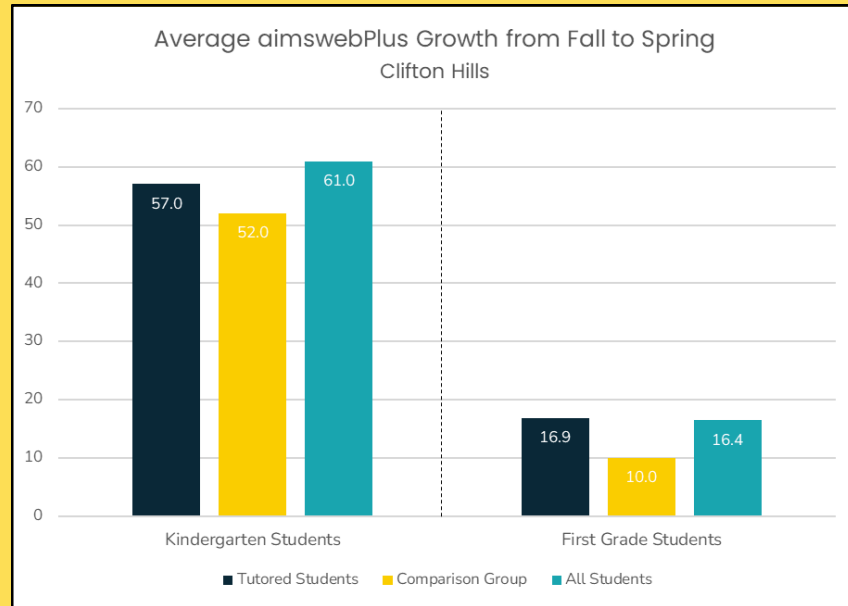
52 Students Tutored

35 Kindergarten Students Tutored

17 First-Grade Students Tutored

AIMSWEBPLUS

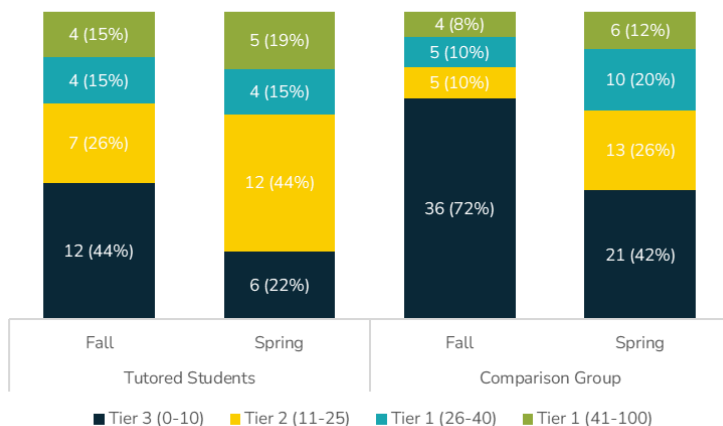
Students were tested using aimswebPlus, the district's universal reading screener, in the fall, winter, and spring. This screener assessed the growth of students who received tutoring through the Literacy First model compared to similar peers who did not receive tutoring. The aimswebPlus data provides an external, objective comparison of student growth between those receiving the tutoring intervention and those who did not. Tutored students who received less than 16 tutoring sessions were excluded from the analysis.



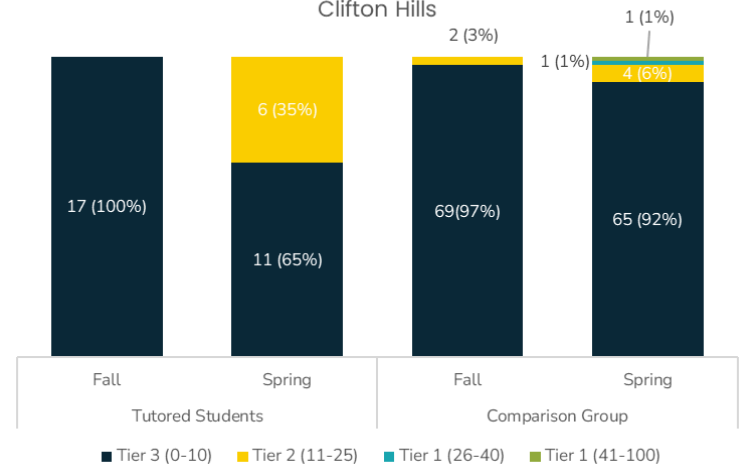
Kindergarten students receiving the Literacy First tutoring intervention at Clifton Hills **saw greater growth from fall to spring** than the comparison group. Tutored students averaged 57 points of growth, while the comparison group averaged only 52 points.

First-grade students receiving the Literacy First tutoring intervention at Clifton Hills also **saw significantly growth from fall to spring** than the comparison group. Tutored students averaged 16.9 points of growth, while the comparison group averaged only 10 points. The overall average growth for tutored students slightly exceeded the average growth for all first grade students combined.

Kindergarten Tier Movement Clifton Hills



First Grade Tier Movement Clifton Hills



LITERACY FIRST SPRING EVALUATION

EAST LAKE OVERVIEW

The Literacy First tutoring program kicked off for the 2024 school year at 12 schools within the MidTown and Missionary Ridge Learning Communities in Hamilton County Schools. The Literacy First model focuses on building students' skills in phonics. The tutors have received personalized, ongoing virtual and in-person coaching and support from Literacy First and Hamilton County Schools to ensure effective implementation and support continuous improvement in their teaching methods. **From fall to spring, Literacy First tutored students saw significantly greater growth than their peers who didn't receive tutoring.**

Read below for more details on the exciting year of Literacy First tutoring at East Lake.

WHAT TEACHERS ARE SAYING

I have definitely seen a lot of growth with him.



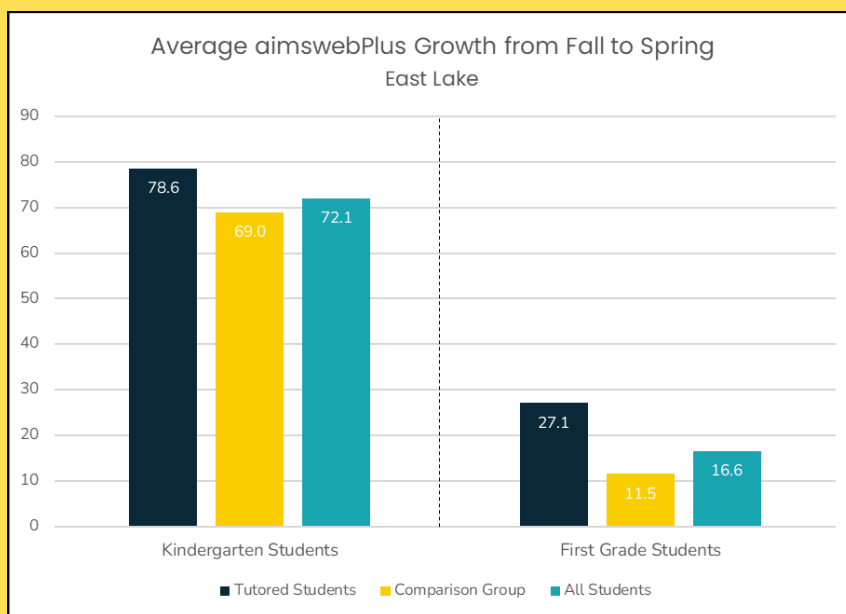
57 Students Tutored

50 Kindergarten
Students Tutored

7 First-Grade
Students Tutored

AIMSWEBPLUS

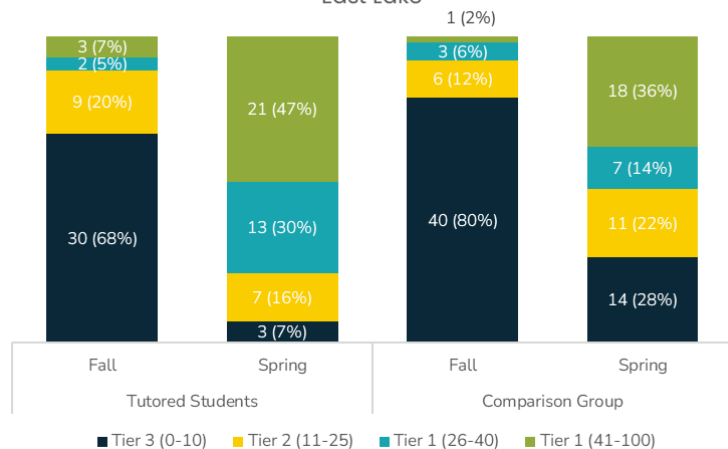
Students were tested using aimswebPlus, the district's universal reading screener, in the fall, winter, and spring. This screener assessed the growth of students who received tutoring through the Literacy First model compared to similar peers who did not receive tutoring. The aimswebPlus data provides an external, objective comparison of student growth between those receiving the tutoring intervention and those who did not. Tutored students who received less than 16 tutoring sessions were excluded from the analysis.



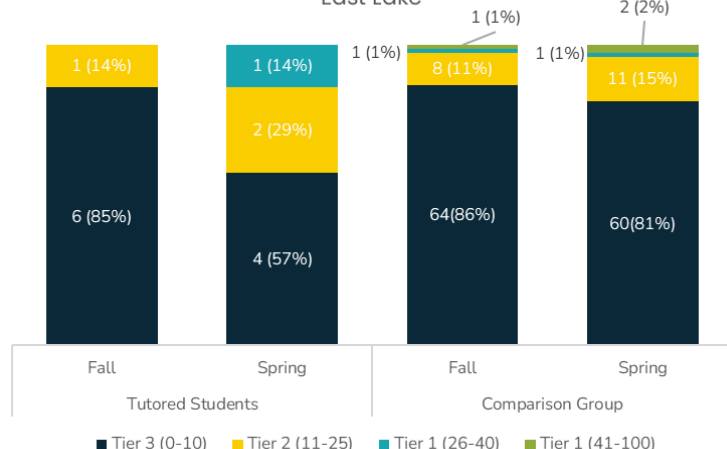
Kindergarten students receiving the Literacy First tutoring intervention at East Lake **saw greater growth from fall to spring** than the comparison group. Tutored students averaged 78.6 points of growth, while the comparison group averaged only 69 points. The overall average growth for tutored students also exceeded the average growth for all kindergarten students combined.

First-grade students receiving the Literacy First tutoring intervention at East Lake also **saw significantly greater growth from fall to spring** than the comparison group. Tutored students averaged 27.1 points of growth, while the comparison group averaged only 11.5 points. The overall average growth for tutored students also exceeded the average growth for all first grade students combined.

Kindergarten Tier Movement East Lake



First Grade Tier Movement East Lake



LITERACY FIRST SPRING EVALUATION

EAST RIDGE OVERVIEW

The Literacy First tutoring program kicked off for the 2024 school year at 12 schools within the MidTown and Missionary Ridge Learning Communities in Hamilton County Schools. The Literacy First model focuses on building students' skills in phonics. The tutors have received personalized, ongoing virtual and in-person coaching and support from Literacy First and Hamilton County Schools to ensure effective implementation and support continuous improvement in their teaching methods. **From fall to spring, Literacy First tutored students saw significantly greater growth than their peers who didn't receive tutoring.**

Read below for more details on the exciting year of Literacy First tutoring at East Ridge.

WHAT TEACHERS ARE SAYING



At Christmas, I was concerned, but once she started Literacy First I saw an increase. She's grown a lot in confidence and way more engaged because she has the skills to back it up.

55 Students Tutored

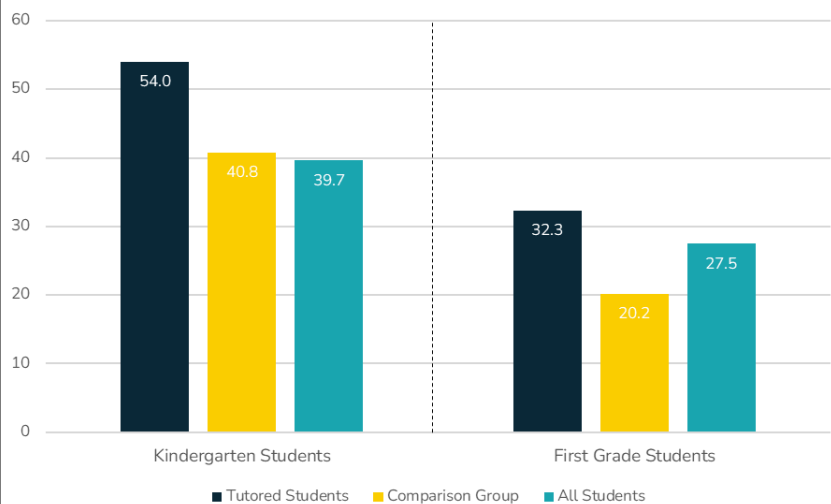
36 Kindergarten Students Tutored

19 First-Grade Students Tutored

AIMSWEBPLUS

Students were tested using aimswebPlus, the district's universal reading screener, in the fall, winter, and spring. This screener assessed the growth of students who received tutoring through the Literacy First model compared to similar peers who did not receive tutoring. The aimswebPlus data provides an external, objective comparison of student growth between those receiving the tutoring intervention and those who did not. Tutored students who received less than 16 tutoring sessions were excluded from the analysis.

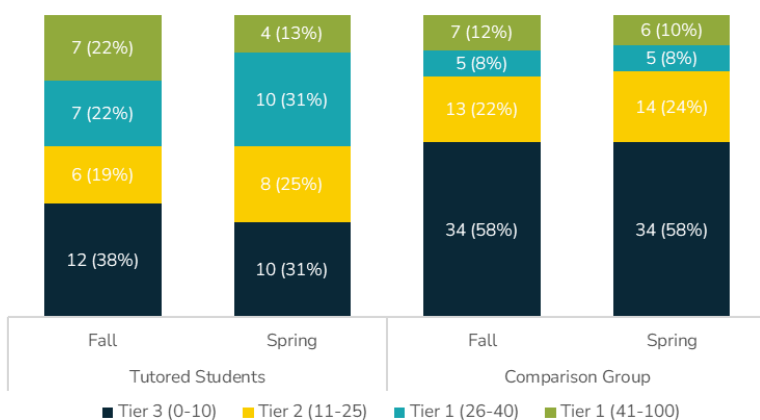
Average aimswebPlus Growth from Fall to Spring
East Ridge



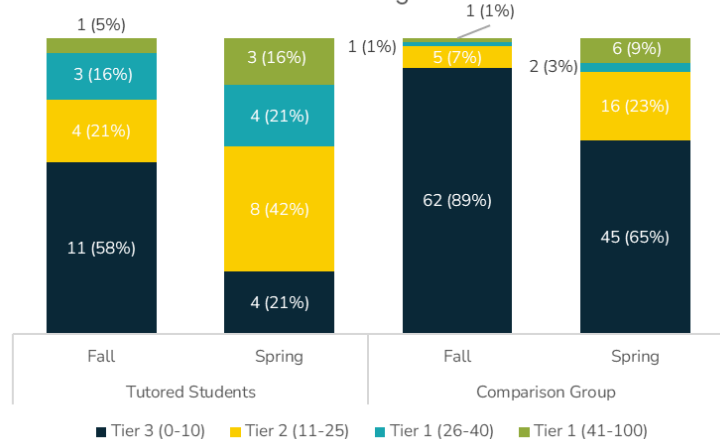
Kindergarten students receiving the Literacy First tutoring intervention at East Ridge **saw significantly greater growth from fall to spring** than the comparison group. Tutored students averaged 54 points of growth, while the comparison group averaged only 40.8 points. The overall average growth for tutored students also exceeded the average growth for all kindergarten students combined.

First-grade students receiving the Literacy First tutoring intervention at East Ridge also **saw significantly greater growth from fall to spring** than the comparison group. Tutored students averaged 32.3 points of growth, while the comparison group averaged only 20.2 points. The overall average growth for tutored students also exceeded the average growth for all first grade students combined.

Kindergarten Tier Movement
East Ridge



First Grade Tier Movement
East Ridge



LITERACY FIRST SPRING EVALUATION

EAST SIDE OVERVIEW

The Literacy First tutoring program kicked off for the 2024 school year at 12 schools within the MidTown and Missionary Ridge Learning Communities in Hamilton County Schools. The Literacy First model focuses on building students' skills in phonics. The tutors have received personalized, ongoing virtual and in-person coaching and support from Literacy First and Hamilton County Schools to ensure effective implementation and support continuous improvement in their teaching methods. **From fall to spring, Literacy First tutored students saw significantly greater growth than their peers who didn't receive tutoring.**

Read below for more details on the exciting year of Literacy First tutoring at East Side.

WHAT TEACHERS ARE SAYING



[He] has flourished in his vocabulary. He is confident to read at a small group reading group and is able to use his knowledge to read almost fluently.

58 Students Tutored

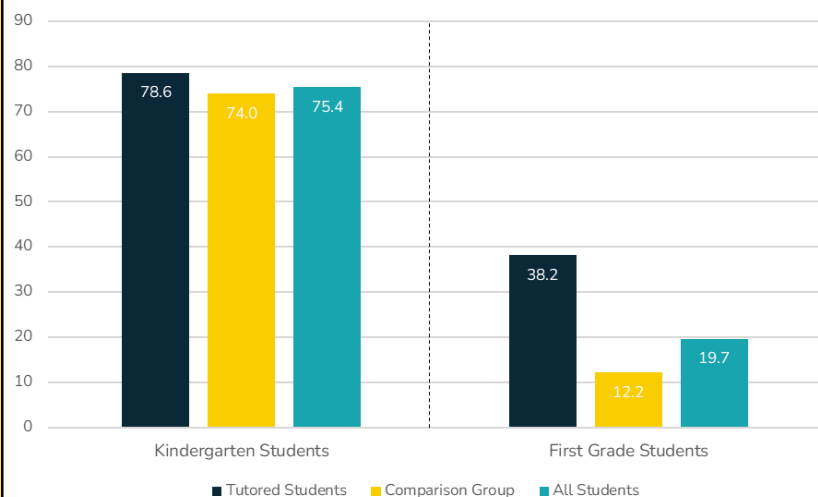
38 Kindergarten Students Tutored

20 First-Grade Students Tutored

AIMSWEBPLUS

Students were tested using aimswebPlus, the district's universal reading screener, in the fall, winter, and spring. This screener assessed the growth of students who received tutoring through the Literacy First model compared to similar peers who did not receive tutoring. The aimswebPlus data provides an external, objective comparison of student growth between those receiving the tutoring intervention and those who did not. Tutored students who received less than 16 tutoring sessions were excluded from the analysis.

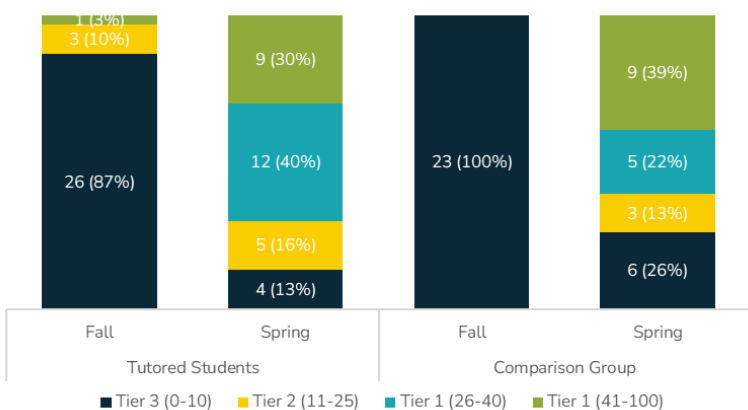
Average aimswebPlus Growth from Fall to Spring
East Side



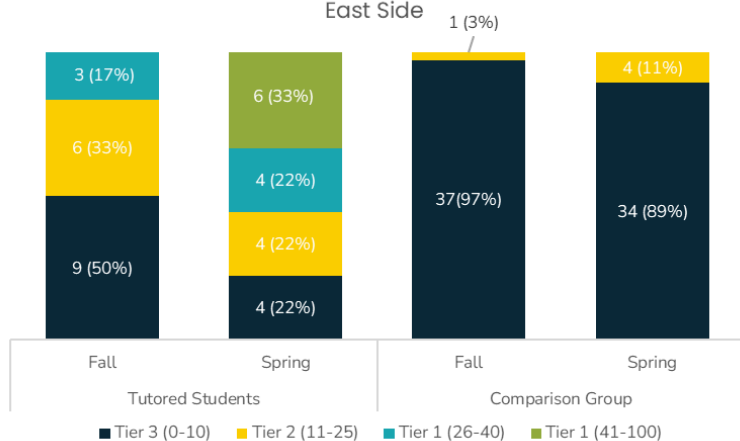
Kindergarten students receiving the Literacy First tutoring intervention at East Side **saw slightly greater growth from fall to spring** than the comparison group. Tutored students averaged 78.6 points of growth, while the comparison group averaged only 74 points. The overall average growth for tutored students also slightly exceeded the average growth for all kindergarten students combined.

First-grade students receiving the Literacy First tutoring intervention at East Side **saw significantly greater growth from fall to spring** than the comparison group. Tutored students averaged 38.2 points of growth, while the comparison group averaged only 12.2 points. The overall average growth for tutored students also exceeded the average growth for all first grade students combined.

Kindergarten Tier Movement
East Side



First Grade Tier Movement
East Side



LITERACY FIRST SPRING EVALUATION

HARDY OVERVIEW

The Literacy First tutoring program kicked off for the 2024 school year at 12 schools within the MidTown and Missionary Ridge Learning Communities in Hamilton County Schools. The Literacy First model focuses on building students' skills in phonics. The tutors have received personalized, ongoing virtual and in-person coaching and support from Literacy First and Hamilton County Schools to ensure effective implementation and support continuous improvement in their teaching methods. **From fall to spring, Literacy First tutored students saw significantly greater growth than their peers who didn't receive tutoring.**

Read below for more details on the exciting year of Literacy First tutoring at Hardy.

WHAT TEACHERS ARE SAYING



I've seen a huge difference, especially with letters and sounds. At the beginning of the year, he barely knew his letters and sounds. Now, he has mastered all of them.

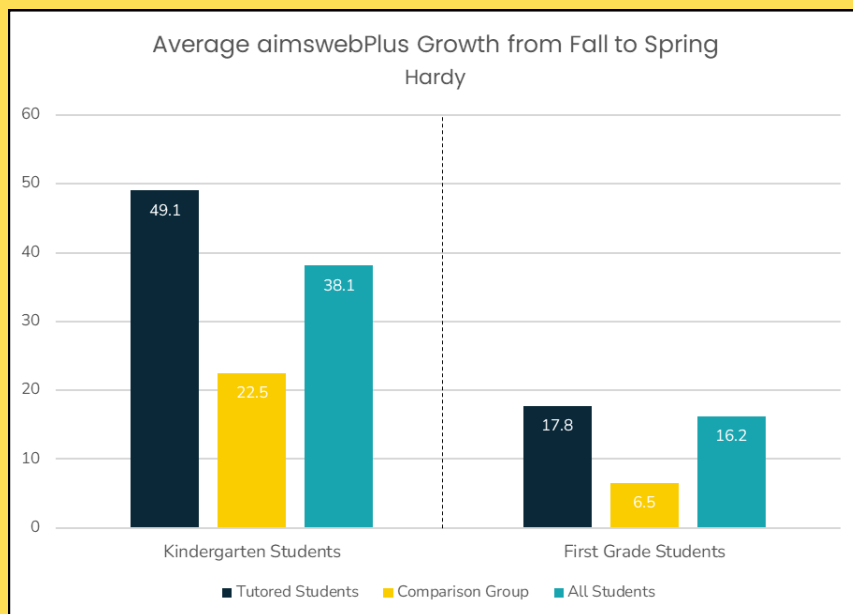
34 Students Tutored

18 Kindergarten Students Tutored

16 First-Grade Students Tutored

AIMSWEBPLUS

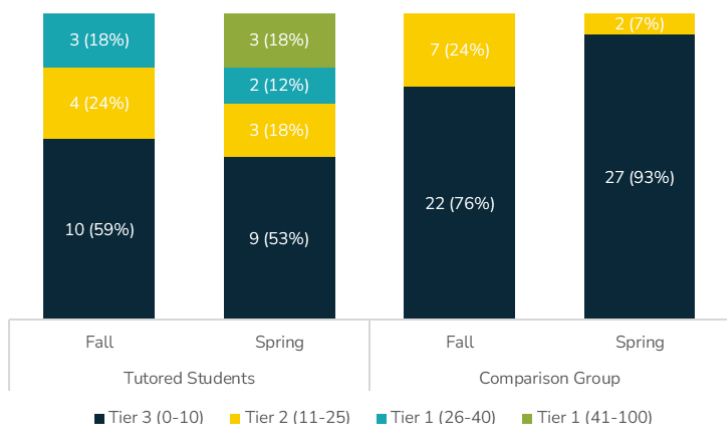
Students were tested using aimswebPlus, the district's universal reading screener, in the fall, winter, and spring. This screener assessed the growth of students who received tutoring through the Literacy First model compared to similar peers who did not receive tutoring. The aimswebPlus data provides an external, objective comparison of student growth between those receiving the tutoring intervention and those who did not. Tutored students who received less than 16 tutoring sessions were excluded from the analysis.



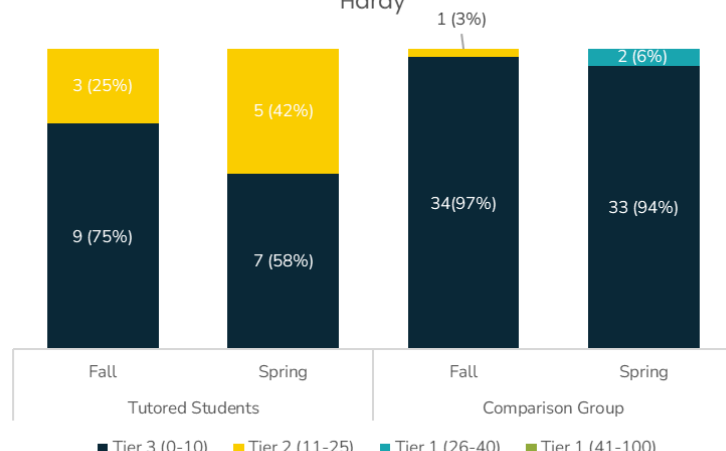
Kindergarten students receiving the Literacy First tutoring intervention at Hardy **saw significantly greater growth from fall to spring** than the comparison group. Tutored students averaged 49.1 points of growth, while the comparison group averaged only 22.5 points. The overall average growth for tutored students also exceeded the average growth for all kindergarten students combined.

First-grade students receiving the Literacy First tutoring intervention at Hardy also **saw significantly greater growth from fall to spring** than the comparison group. Tutored students averaged 17.8 points of growth, while the comparison group averaged only 6.5 points. The overall average growth for tutored students also exceeded the average growth for all first grade students combined.

Kindergarten Tier Movement Hardy



First Grade Tier Movement Hardy



LITERACY FIRST SPRING EVALUATION

HARRISON OVERVIEW

The Literacy First tutoring program kicked off for the 2024 school year at 12 schools within the MidTown and Missionary Ridge Learning Communities in Hamilton County Schools. The Literacy First model focuses on building students' skills in phonics. The tutors have received personalized, ongoing virtual and in-person coaching and support from Literacy First and Hamilton County Schools to ensure effective implementation and support continuous improvement in their teaching methods. **From fall to spring, Literacy First tutored students saw significantly greater growth than their peers who didn't receive tutoring.**

Literacy First tutored students saw significantly greater growth than their peers who didn't receive tutoring.

Read below for more details on the exciting year of Literacy First tutoring at Harrison.

WHAT TEACHERS ARE SAYING



[A] student with trouble focusing in the classroom is able to work with the tutor and gain the confidence that he knows how to do the work and that he can read. He even said that reading is fun now.

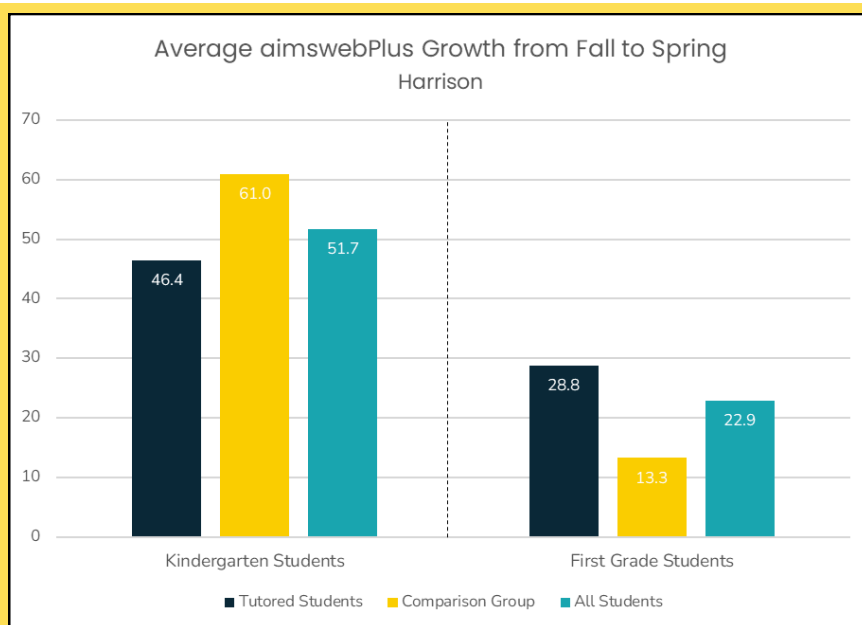
48 Students Tutored

36 Kindergarten Students Tutored

12 First-Grade Students Tutored

AIMSWEBPLUS

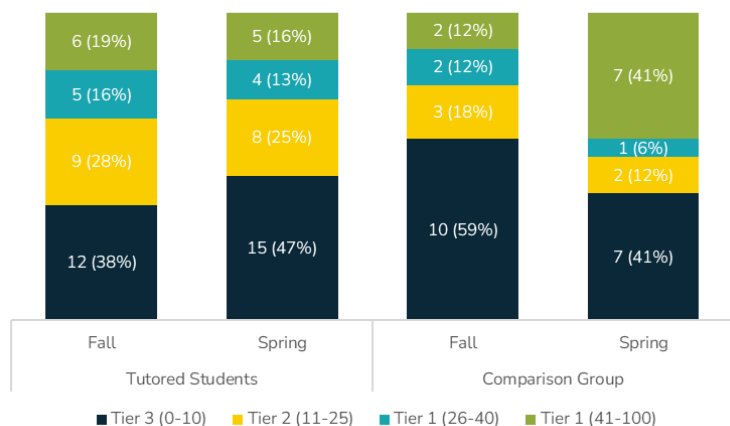
Students were tested using aimswebPlus, the district's universal reading screener, in the fall, winter, and spring. This screener assessed the growth of students who received tutoring through the Literacy First model compared to similar peers who did not receive tutoring. The aimswebPlus data provides an external, objective comparison of student growth between those receiving the tutoring intervention and those who did not. Tutored students who received less than 16 tutoring sessions were excluded from the analysis.



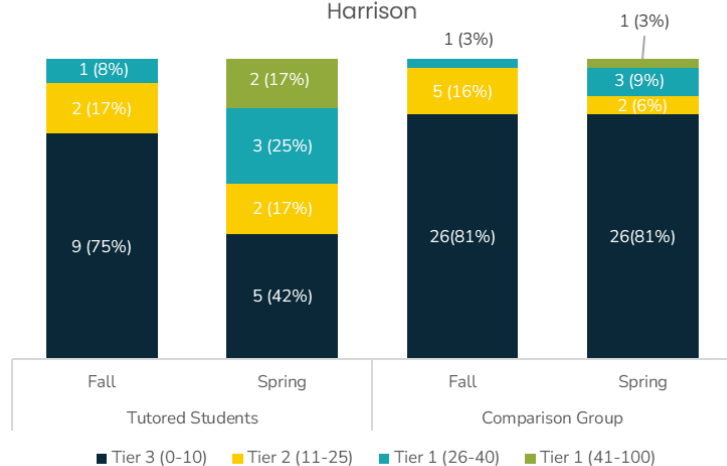
Kindergarten students receiving the Literacy First tutoring intervention at Harrison grew less than the comparison group. Tutored students averaged 46.4 points of growth, while the comparison group averaged 61 points.

First-grade students receiving the Literacy First tutoring intervention at Harrison **saw significantly greater growth from fall to spring** than the comparison group. Tutored students averaged 28.8 points of growth, while the comparison group averaged only 13.3 points. The overall average growth for tutored students also exceeded the average growth for all first grade students combined.

Kindergarten Tier Movement Harrison



First Grade Tier Movement Harrison



LITERACY FIRST SPRING EVALUATION

ORCHARD KNOB OVERVIEW

The Literacy First tutoring program kicked off for the 2024 school year at 12 schools within the MidTown and Missionary Ridge Learning Communities in Hamilton County Schools. The Literacy First model focuses on building students' skills in phonics. The tutors have received personalized, ongoing virtual and in-person coaching and support from Literacy First and Hamilton County Schools to ensure effective implementation and support continuous improvement in their teaching methods. **From fall to spring, Literacy First tutored students saw significantly greater growth than their peers who didn't receive tutoring.**

Literacy First tutored students saw significantly greater growth than their peers who didn't receive tutoring.

Read below for more details on the exciting year of Literacy First tutoring at Orchard Knob.

WHAT TEACHERS ARE SAYING



She's grown a lot! She is quiet but she knows what going on. In whole group she's doing really well. She was in my lowest small group and now she's up a level

34 Students Tutored

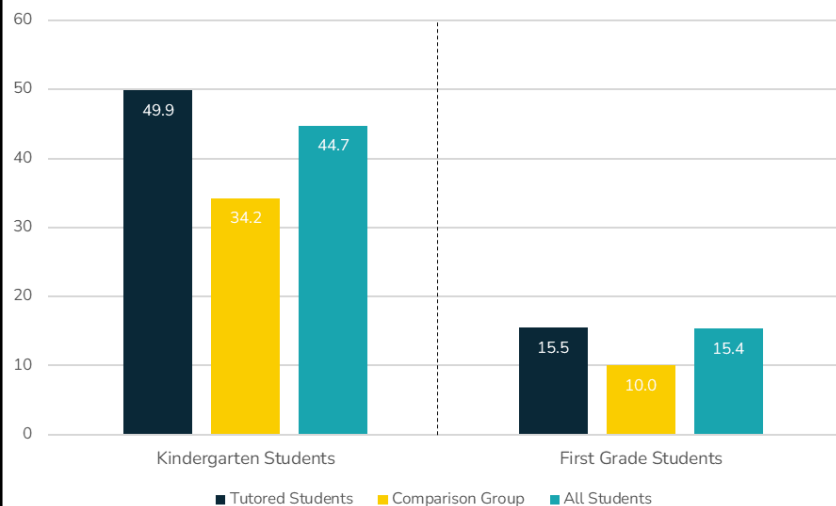
19 Kindergarten Students Tutored

15 First-Grade Students Tutored

AIMSWEBPLUS

Students were tested using aimswebPlus, the district's universal reading screener, in the fall, winter, and spring. This screener assessed the growth of students who received tutoring through the Literacy First model compared to similar peers who did not receive tutoring. The aimswebPlus data provides an external, objective comparison of student growth between those receiving the tutoring intervention and those who did not. Tutored students who received less than 16 tutoring sessions were excluded from the analysis.

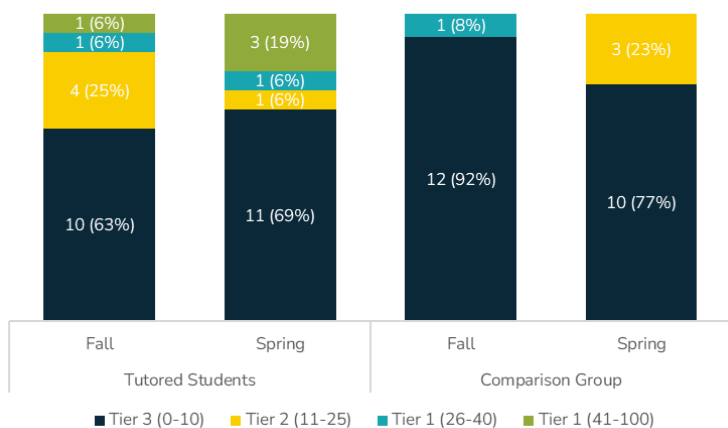
Average aimswebPlus Growth from Fall to Spring
Orchard Knob



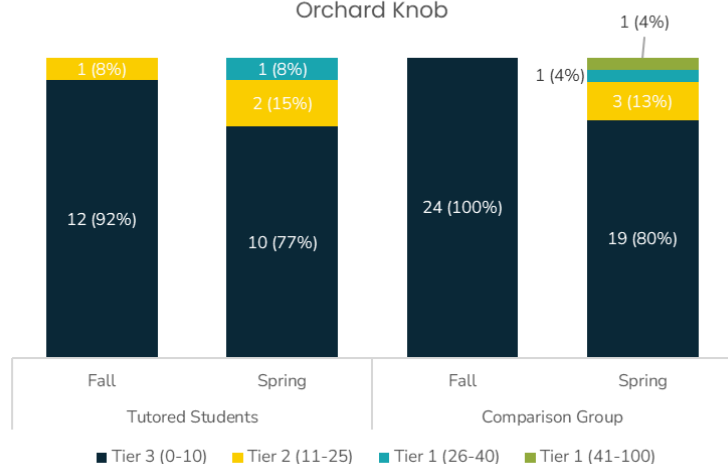
Kindergarten students receiving the Literacy First tutoring intervention at Orchard Knob **saw significantly greater growth from fall to spring** than the comparison group. Tutored students averaged 49.9 points of growth, while the comparison group averaged only 34.2 points. The overall average growth for tutored students also exceeded the average growth for all kindergarten students combined.

First-grade students receiving the Literacy First tutoring intervention at Orchard Knob also **saw greater growth from fall to spring** than the comparison group. Tutored students averaged 15.5 points of growth, while the comparison group averaged only 10 points.

Kindergarten Tier Movement
Orchard Knob



First Grade Tier Movement
Orchard Knob



LITERACY FIRST SPRING EVALUATION

SPRING CREEK OVERVIEW

The Literacy First tutoring program kicked off for the 2024 school year at 12 schools within the MidTown and Missionary Ridge Learning Communities in Hamilton County Schools. The Literacy First model focuses on building students' skills in phonics. The tutors have received personalized, ongoing virtual and in-person coaching and support from Literacy First and Hamilton County Schools to ensure effective implementation and support continuous improvement in their teaching methods. **From fall to spring, Literacy First tutored students saw significantly greater growth than their peers who didn't receive tutoring.**

Read below for more details on the exciting year of Literacy First tutoring at Spring Creek.

WHAT TEACHERS ARE SAYING



She is learning and shows a great more confidence in her learning and language.

He is decoding and on grade level.

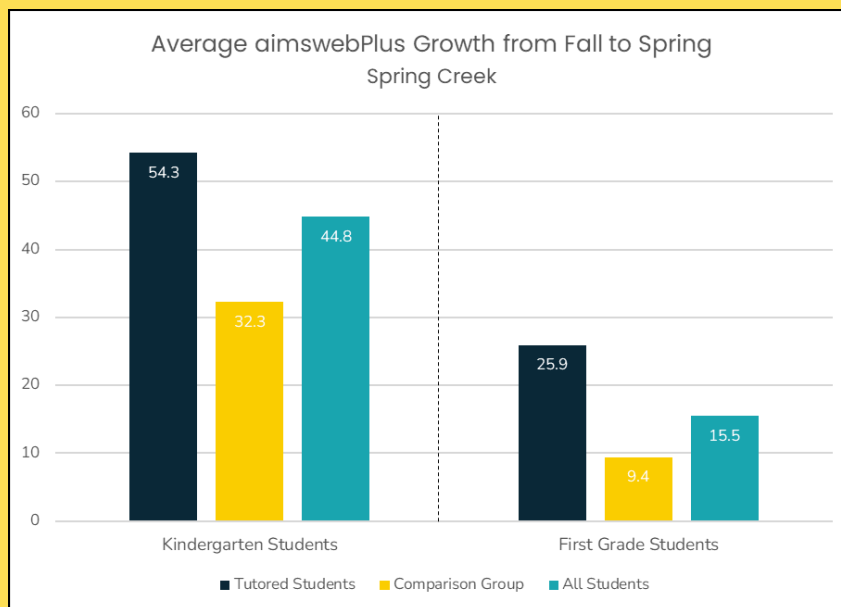
43 Students Tutored

30 Kindergarten Students Tutored

13 First-Grade Students Tutored

AIMSWEBPLUS

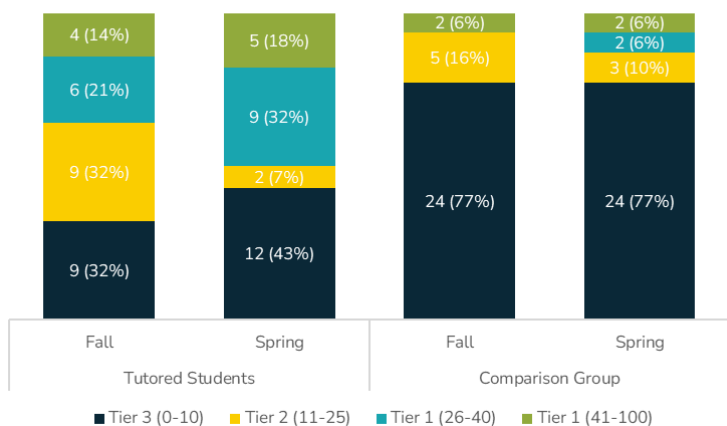
Students were tested using aimswebPlus, the district's universal reading screener, in the fall, winter, and spring. This screener assessed the growth of students who received tutoring through the Literacy First model compared to similar peers who did not receive tutoring. The aimswebPlus data provides an external, objective comparison of student growth between those receiving the tutoring intervention and those who did not. Tutored students who received less than 16 tutoring sessions were excluded from the analysis.



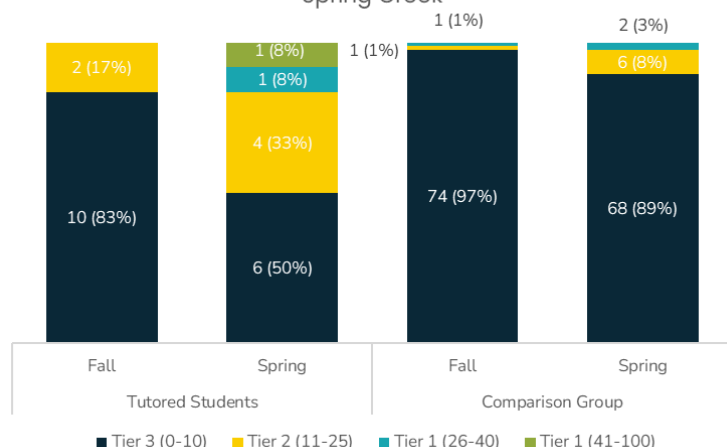
Kindergarten students receiving the Literacy First tutoring intervention at Spring Creek **saw significantly greater growth from fall to spring** than the comparison group. Tutored students averaged 54.3 points of growth, while the comparison group averaged only 32.3 points. The overall average growth for tutored students also exceeded the average growth for all kindergarten students combined.

First-grade students receiving the Literacy First tutoring intervention at Spring Creek also **saw significantly greater growth from fall to spring** than the comparison group. Tutored students averaged 25.9 points of growth, while the comparison group averaged only 9.4 points. The overall average growth for tutored students also exceeded the average growth for all first-grade students combined.

Kindergarten Tier Movement Spring Creek



First Grade Tier Movement Spring Creek



LITERACY FIRST SPRING EVALUATION

WOODMORE OVERVIEW

The Literacy First tutoring program kicked off for the 2024 school year at 12 schools within the MidTown and Missionary Ridge Learning Communities in Hamilton County Schools. The Literacy First model focuses on building students' skills in phonics. The tutors have received personalized, ongoing virtual and in-person coaching and support from Literacy First and Hamilton County Schools to ensure effective implementation and support continuous improvement in their teaching methods. **From fall to spring, Literacy First tutored students saw significantly greater growth than their peers who didn't receive tutoring.**

Read below for more details on the exciting year of Literacy First tutoring at Woodmore.

WHAT TEACHERS ARE SAYING



He takes leadership and initiative. He does all his work and asks more. From the beginning of year until now, he is a completely different kid.

38 Students Tutored

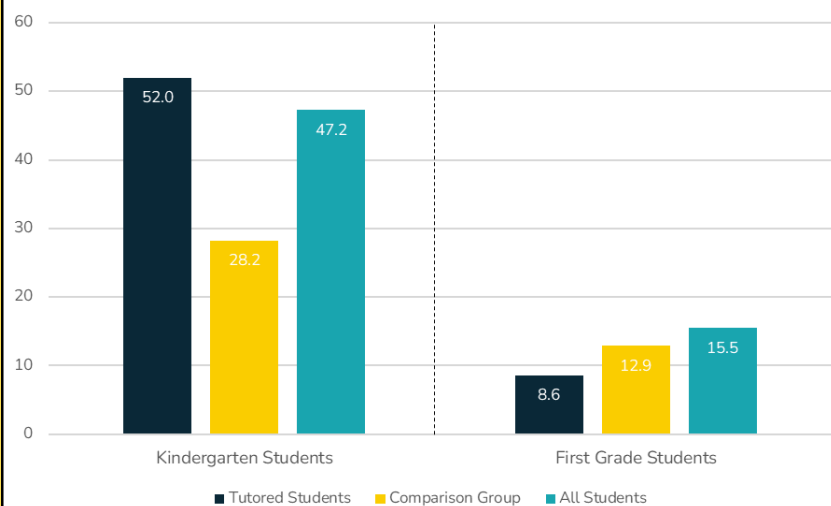
29 Kindergarten Students Tutored

9 First-Grade Students Tutored

AIMSWEBPLUS

Students were tested using aimswebPlus, the district's universal reading screener, in the fall, winter, and spring. This screener assessed the growth of students who received tutoring through the Literacy First model compared to similar peers who did not receive tutoring. The aimswebPlus data provides an external, objective comparison of student growth between those receiving the tutoring intervention and those who did not. Tutored students who received less than 16 tutoring sessions were excluded from the analysis.

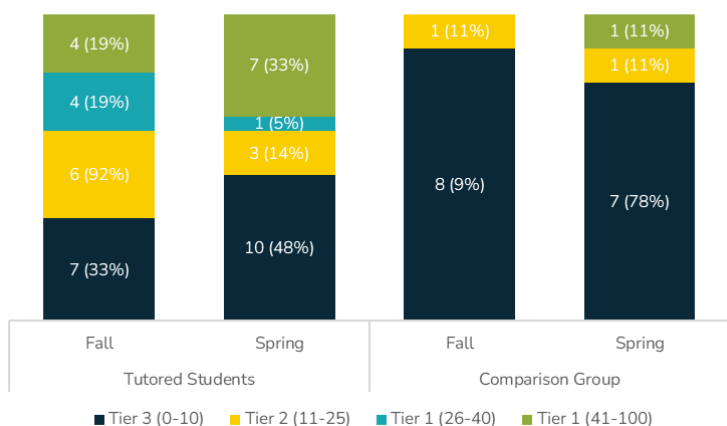
Average aimswebPlus Growth from Fall to Spring
Woodmore



Kindergarten students receiving the Literacy First tutoring intervention at Woodmore **saw significantly greater growth from fall to spring** than the comparison group. Tutored students averaged 52 points of growth, while the comparison group averaged only 28.2 points. The overall average growth for tutored students also exceeded the average growth for all kindergarten students combined.

First-grade students receiving the Literacy First tutoring intervention at Woodmore grew less than the comparison group. Tutored students averaged 8.6 points of growth, while the comparison group averaged 12.9 points.

Kindergarten Tier Movement
Woodmore



First Grade Tier Movement
Woodmore

